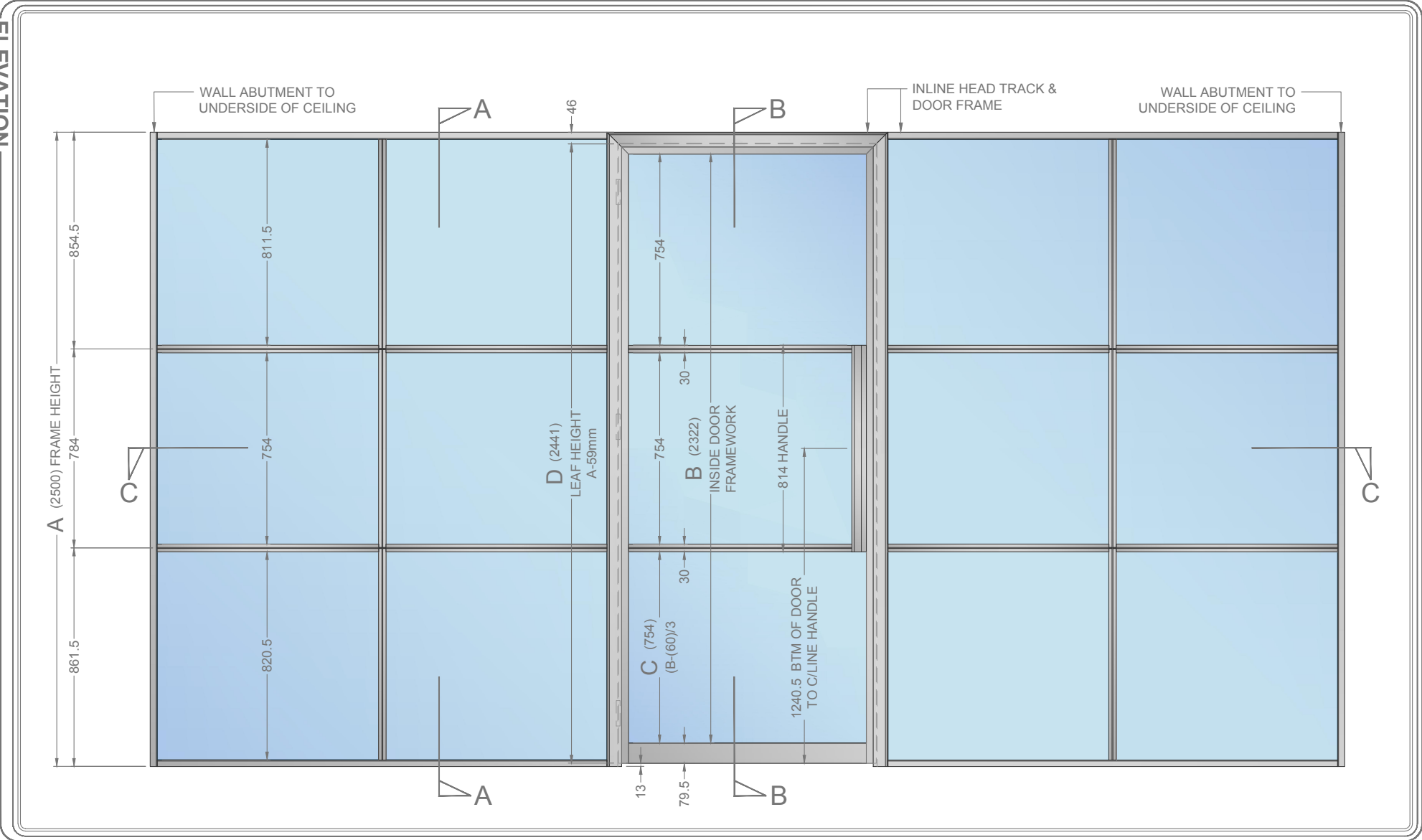


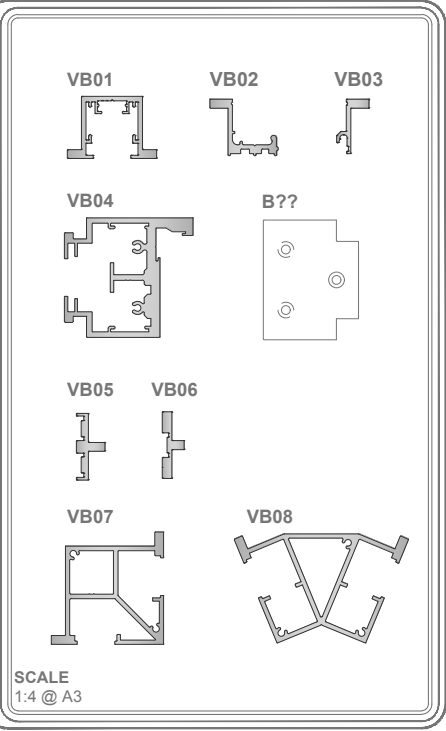
FUSION VICTORIAN

ELEVATION  
SCALE 1:25 @ A3

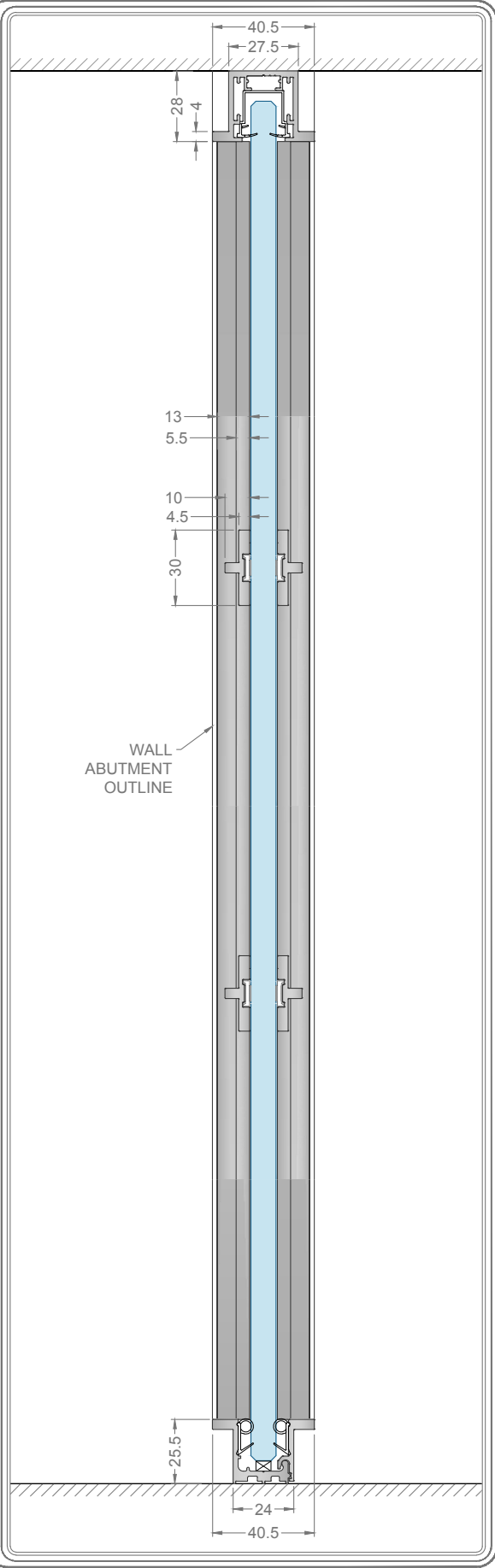


PROFILE

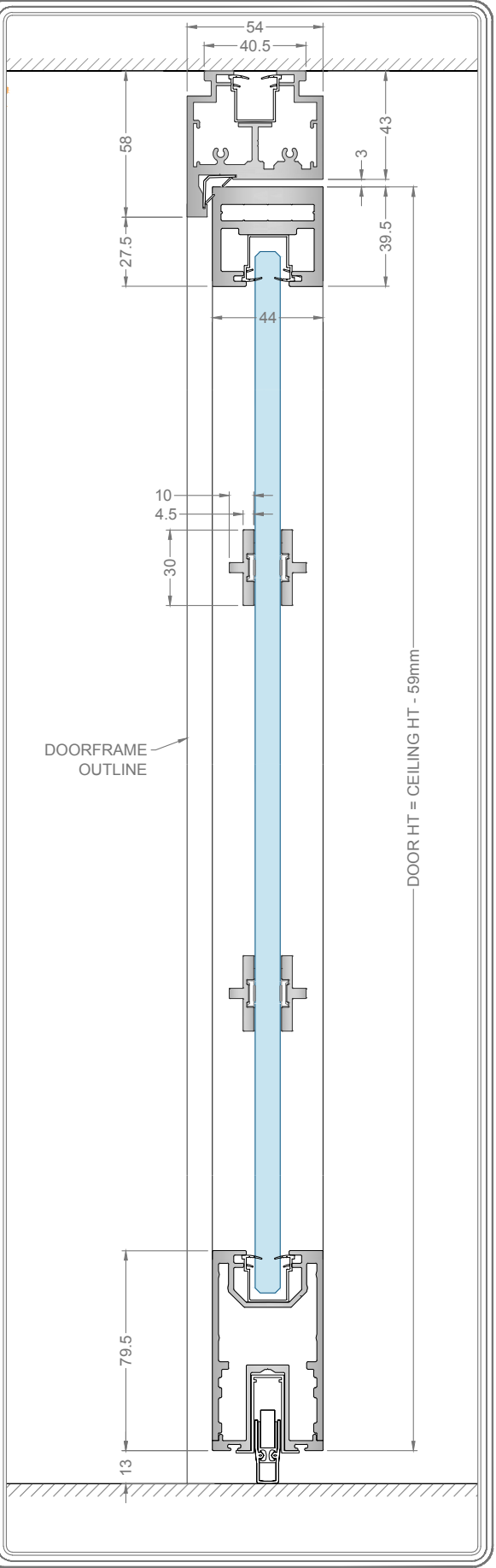
IDENTIFICATION



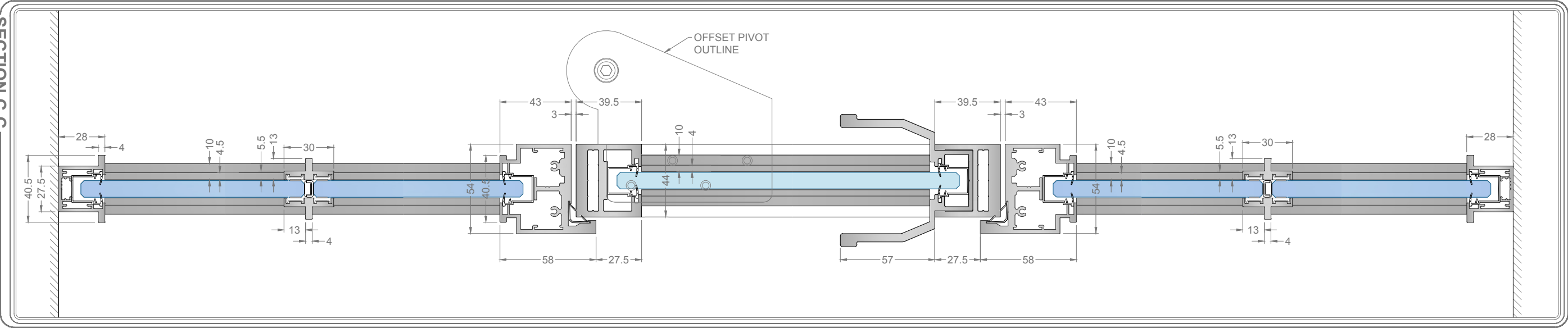
SECTION A-A




SECTION B-B



SECTION C-C



TRIM MACHINING



Drawing Title  
Fusion Victorian  
Single Glazed & Contempo LT  
Scale @ A3  
1:3  
SB  
14/07/21  
Rev. 01  
T: +44 (0)1293 229910  
E: info@fusionpartitions.com

FusionPartitions  
Unit G11 O Centre,  
Salbrook Road Industrial Estate,  
Salisbury, Wiltshire,  
BA1 1SQ

Aluminium  
Glass  
Steel  
Gasket  
Timber  
Insulation  
Plasterboard  
Glazing Packer

Do not scale this drawing (printed or electronic versions)  
This drawing is copyright  
The information and/or data within this drawing, whether  
it is information given elsewhere, must be reported  
completely to the office for verification before proceeding.  
All works to be carried out in accordance with the latest  
British Standards/Codes of Practice unless specifically  
directed otherwise in the specification.  
Responsibility for the representation of this drawing in paper  
form, or if required in electronic format, lies with the recipient  
to check that all information has been replicated in full and  
is correct when compared to the original paper or electronic  
version.  
Graphical representations of details on this drawing have  
been so indicated, but are approximate only. Please refer  
to Specifications and / or details for actual sizes.

Performance Summary

System Title: Fusion Victorian - Single Glazed

Document No.	Description	Rw
CSG-AP1	10mm Toughened Glass	34 dB
CSG-AP2	12mm Toughened Glass	36 dB
CSG-AP3	12.8mm Acoustic Safety Glass	40 dB
CGD-AP10	Contempo 12mm Toughened Glass Door	36 dB
CGD-AP1	Contempo 12.8mm Acoustic Safety Glass Door	40 dB
CGD-AP2	Contempo 6 & 6mm Toughened Glass Door	41 dB
CGD-AP7	Contempo Type 'S' Double Glazed Door	46 dB
CLGD-AP1	Contempo Light 12mm Toughened Glass Door	38 dB
CLGD-AP2	Contempo Light 12.8mm Acoustic Safety Glass Door	41 dB