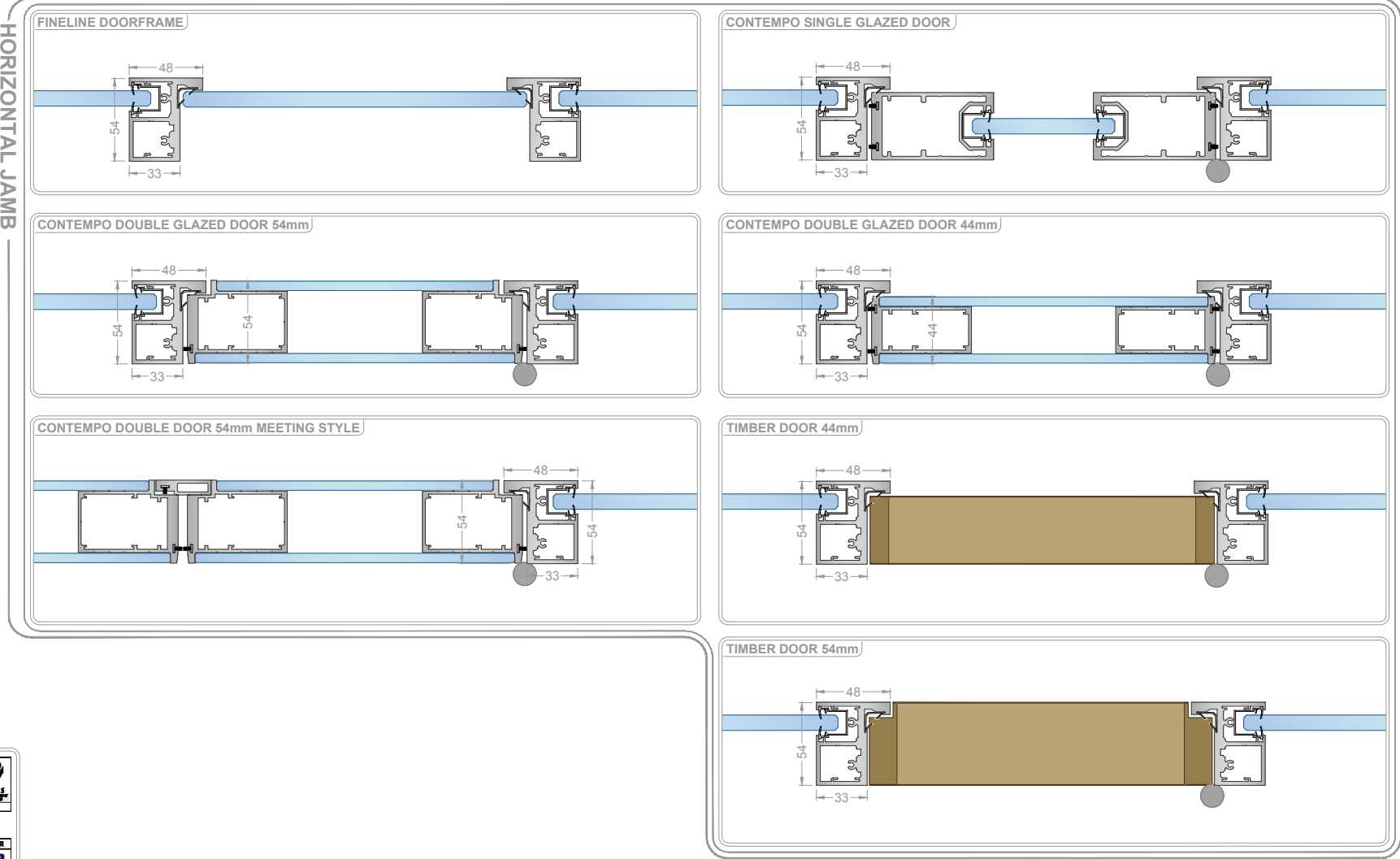
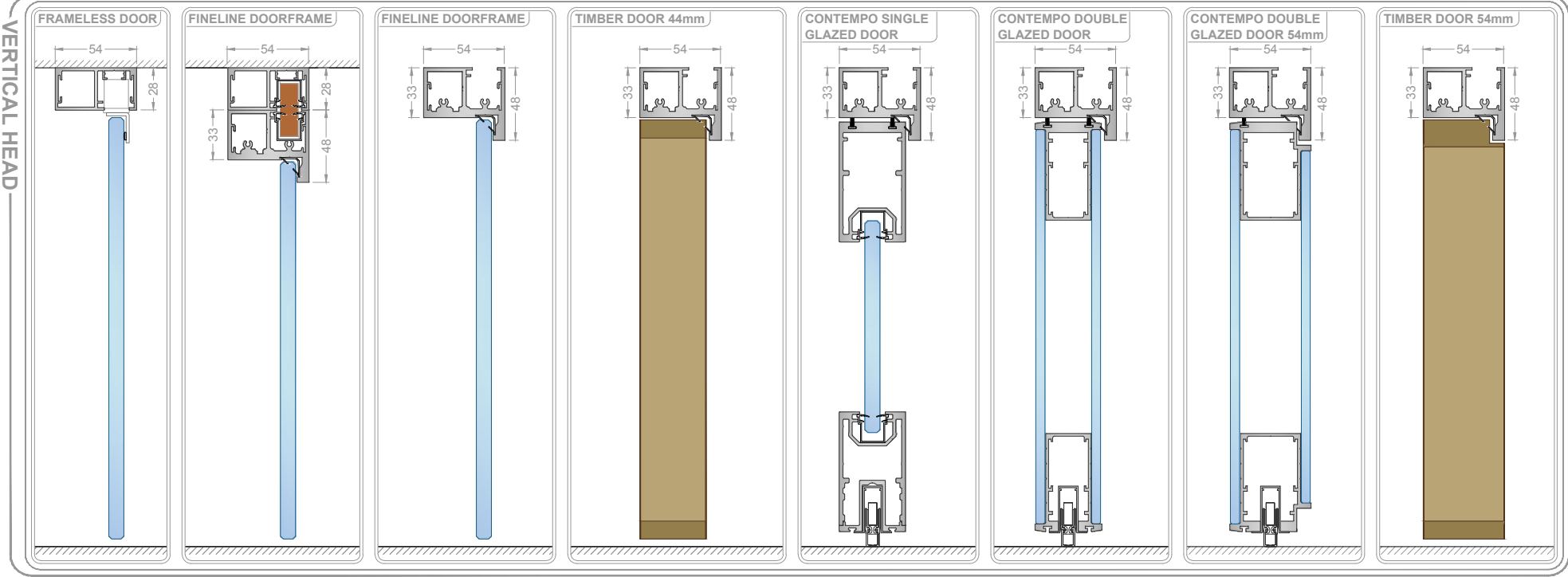
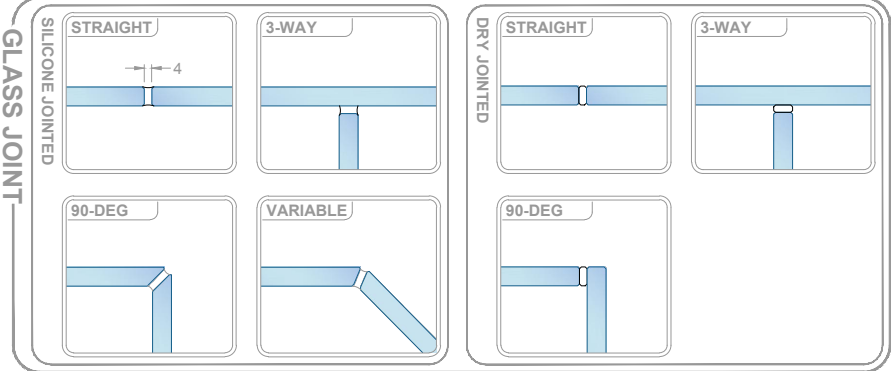
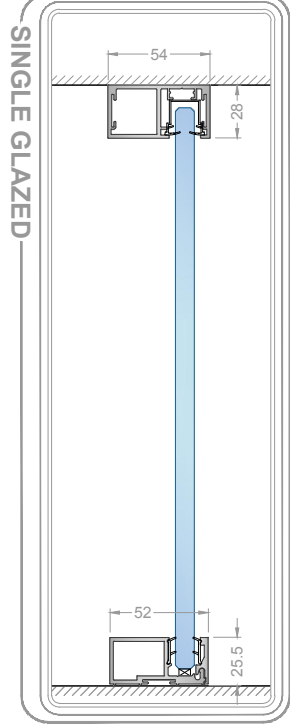
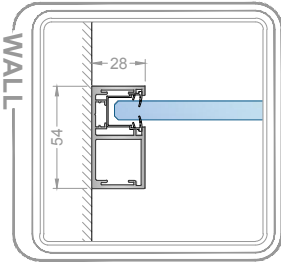
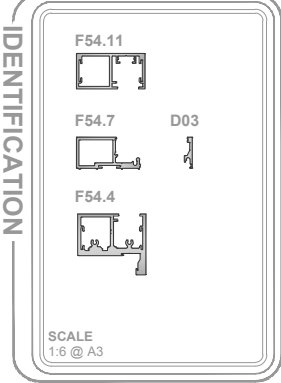


PROFILE HEAD & BASE DOORFRAMES



Performance Summary

System Title: Fineline - Clear Single Glazed

| Document No. | Description | Rw |
|--------------|-----------------------------------------------------|-------|
| FSG-AP1 | 10mm Toughened Glass | 34 dB |
| FSG-AP2 | 12mm Toughened Glass | 36 dB |
| FSG-AP3 | 12.8mm Acoustic Safety Glass | 40 dB |
| CGD-AP10 | Contempo 12mm Toughened Glass Door | 36 dB |
| CGD-AP1 | Contempo 12.8mm Acoustic Safety Glass Door | 40 dB |
| CGD-AP2 | Contempo 6 & 6mm Toughened Glass Door | 41 dB |
| CGD-AP7 | Contempo Type 'S' Double Glazed Door | 46 dB |
| CDG-AP8 | Contempo 6 & 6mm Toughened 54mm Rebated Glass Door | 41 dB |
| CDG-AP11 | Contempo Type '54S' Double Glazed 54mm Rebated Door | 46 dB |
| FTD-AP2 | Timber Door 44mm in Timber Frame | 36 dB |
| FTD-AP3 | Timber Door 44mm in MDF Veneered Frame | 36 dB |
| FTD-AP4 | Timber Door 44mm in Aluminium Frame | 36 dB |
| FTD-AP5 | Timber Door 54mm in Aluminium Frame | 36 dB |
| FTD-AP1 | Timber Door 44mm in Aluminium Frame | 37 dB |

Drawing Title
Fineline Single Glazed

Scale @ A3
1:4
unless stated

Drawn by
S.BM

Checked
-

Date
20/03/17

Drawing no.
FL-SG-FM

Rev.
03

Unit 6, I/O Centre,
Saltbrook Road Industrial Estate,
Salfords, Surrey,
RH1 5GJ
T: +44 (0)1293 220970
E: info@fusionpartitions.com

Aluminium
Glass
Steel
Gasket
Timber
Insulation
Plasterboard
Glazing Packer

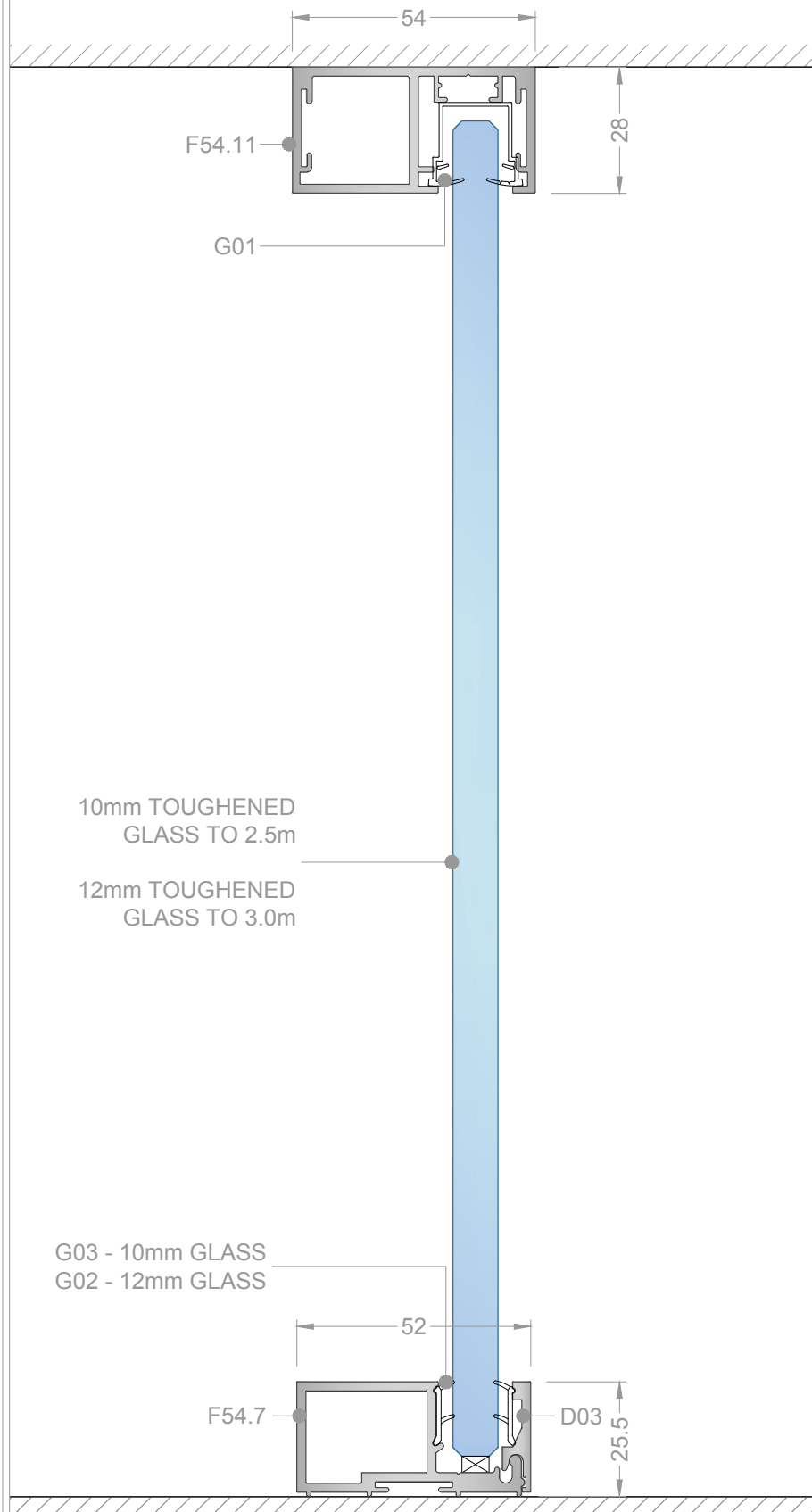
Do not scale this drawing (printed or electronic versions)
This drawing is copyright
Discrepancies and/or ambiguities within the drawing, between
2 and information given elsewhere, shall be resolved by
referring to the office for clarification and/or proceeding
All works to be carried out in accordance with the latest
British Standards/Codes of Practice unless specifically
directed otherwise in the specification
Responsibility for the reproduction of this drawing in paper
form, or if issued in electronic format, lies with the recipient
to check that all information has been replicated in full and
is correct when compared to the original paper or electronic
image
Graphical representations of details on this drawing have
been co-ordinated, but are approximations only. Please refer
to Specifications and / or Details for actual sizes.

B55
ISO 9001:2008

IFC
UKAS
9001

FIS
ACCREDITED MEMBER

SINGLE GLAZED



Drawing Title

Fineline Single
Glazed Head & Base

Scale @ A4
NTS
unless stated

Drawn by
S.BM

Checked
-

Date
20/02/17

Drawing no.
FLSG-HB

Rev.
01



FusionPartitions

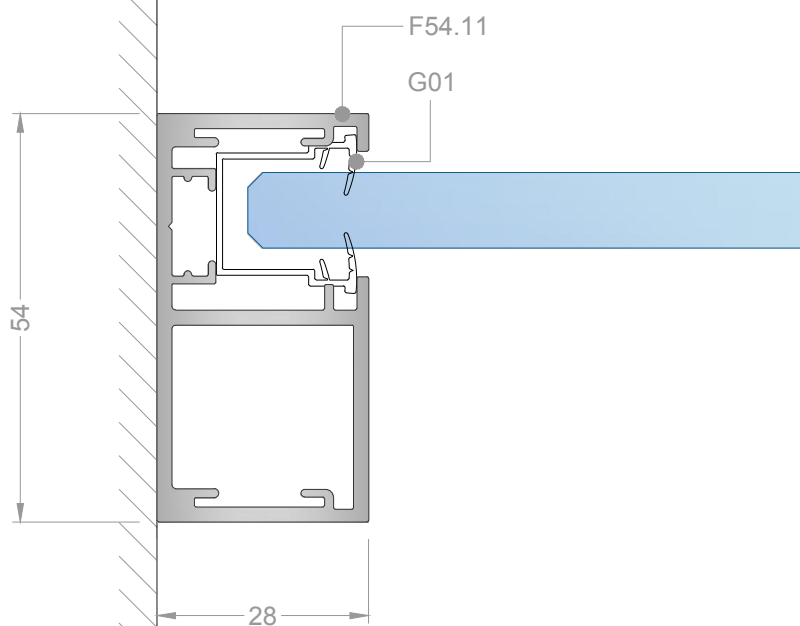
Unit 6, I O Centre,
Salbrook Road Industrial Estate,
Salfords, Surrey,
RH1 5GJ
T: +44 (0)1293 220970
E: info@fusionpartitions.com

- Aluminium
- Glass
- Steel
- Gasket
- Timber
- Insulation
- Plasterboard
- Glazing Packer



Do not scale this drawing (printed or electronic versions)
This drawing is copyright
Discrepancies and/or ambiguities within this drawing, between
it and information given elsewhere, must be reported
immediately to this office for clarification before proceeding.
All works to be carried out in accordance with the latest
British Standards/Codes of Practice unless specifically
directed otherwise in the specification.
Responsibility for the reproduction of this drawing in paper
form, or if issued in electronic format, lies with the recipient
to check that all information has been replicated in full and
is correct when compared to the original paper or electronic
image.
Graphical representations of details on this drawing have
been co-ordinated, but are approximations only. Please refer
to Specifications and / or Details for actual sizes.

WALL ABUTMENT



Drawing Title **Fineline S/Glazed Head Channel Abutment**
 Scale @ A4 **1:1**
 unless stated
 Drawing no. **FLSG-HCA**
 Drawn by **S.BM**
 Checked **-**
 Date **20/02/17**
 Rev. **01**

FusionPartitions
 Unit 6, I O Centre,
 Salbrook Road Industrial Estate,
 Salfords, Surrey,
 RH1 5GJ
 T: +44 (0)1293 220970
 E: info@fusionpartitions.com

Aluminium
 Glass
 Steel
 Gasket
 Timber
 Insulation
 Plasterboard
 Glazing Packer

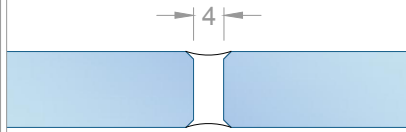


Do not scale this drawing (printed or electronic versions)
 This drawing is copyright
 Discrepancies and/or ambiguities within this drawing, between
 it and information given elsewhere, must be reported
 immediately to this office for clarification before proceeding.
 All works to be carried out in accordance with the latest
 British Standards/Codes of Practice unless specifically
 directed otherwise in the specification.
 Responsibility for the reproduction of this drawing in paper
 form, or if issued in electronic format, lies with the recipient
 to check that all information has been replicated in full and
 is correct when compared to the original paper or electronic
 image.
 Graphical representations of details on this drawing have
 been co-ordinated, but are approximations only. Please refer
 to Specifications and / or Details for actual sizes.

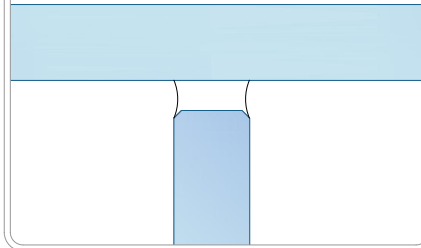
GLASS JOINT

SILICONE JOINTED

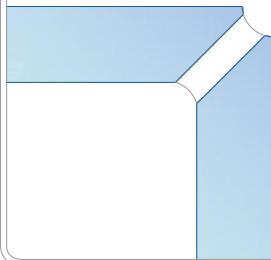
STRAIGHT



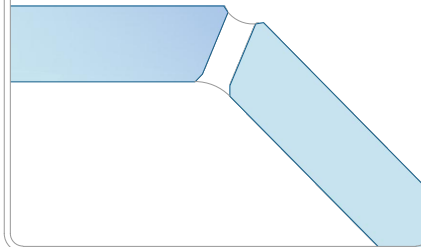
3-WAY



90-DEG



VARIABLE

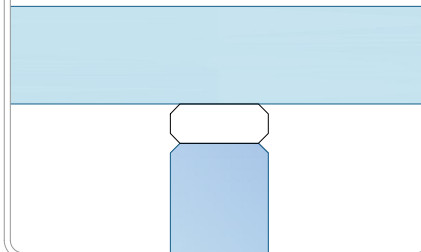


DRY JOINTED


STRAIGHT



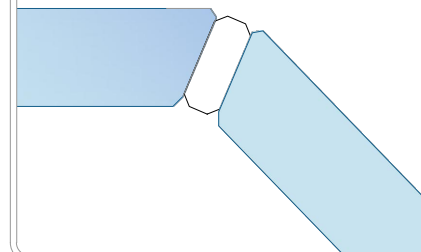
3-WAY



90-DEG



VARIABLE



Drawing Title **Clear Single Glazed Glass Joints**

Scale @ A4
1:1
unless stated

Drawn by
S.BM

20/02/17

Drawing no.
CSG-GJ

01



FusionPartitions

Unit 6, I O Centre,
Salbrook Road Industrial Estate,
Salfords, Surrey,
RH1 5GJ

T: +44 (0)1293 220970
E: info@fusionpartitions.com

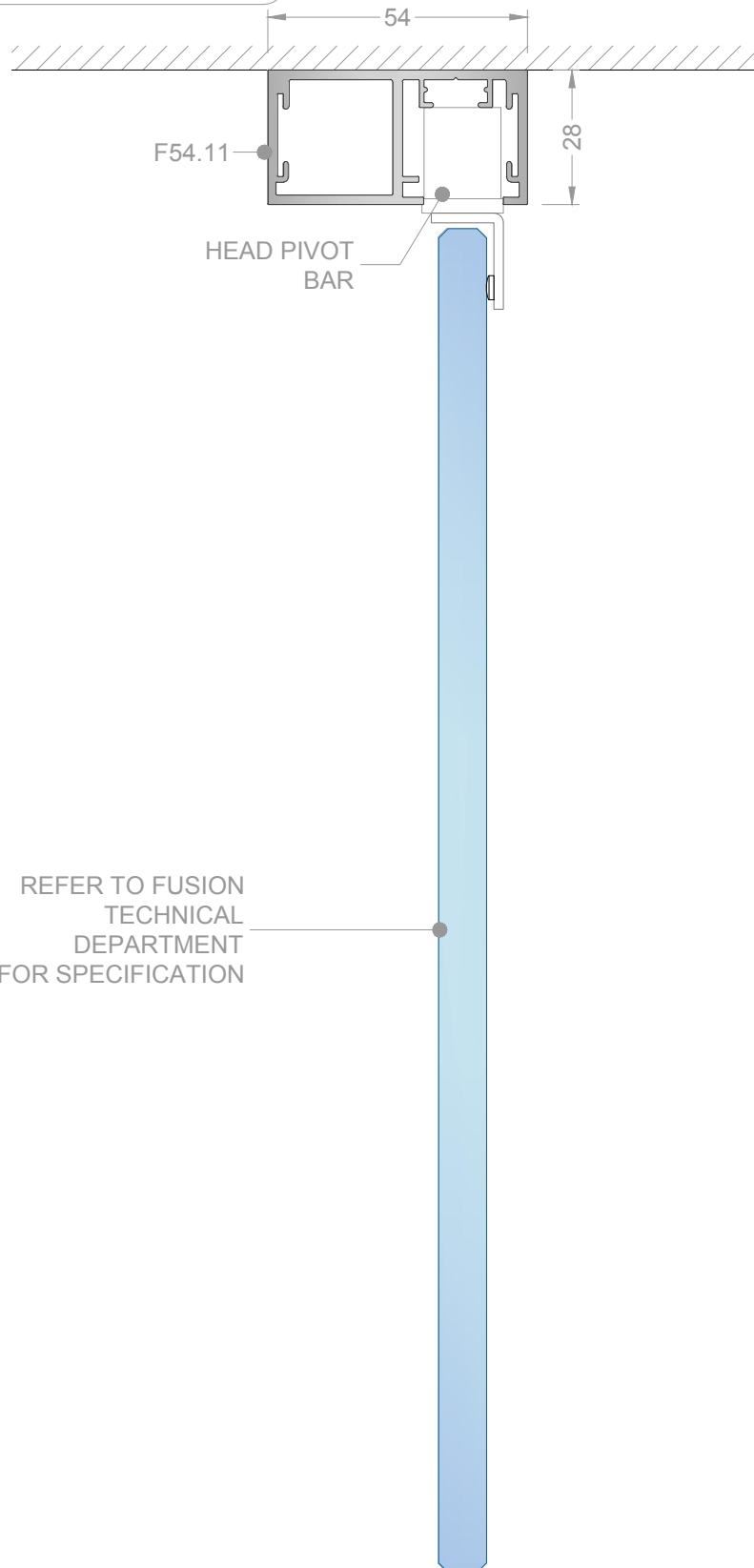
- Aluminium
- Glass
- Steel
- Gasket
- Timber
- Insulation
- Plasterboard
- Glazing Packer



Do not scale this drawing (printed or electronic versions)
This drawing is copyright
Discrepancies and/or ambiguities within this drawing, between it and information given elsewhere, must be reported immediately to this office for clarification before proceeding.
All works to be carried out in accordance with the latest British Standards/Codes of Practice unless specifically directed otherwise in the specification.
Responsibility for the reproduction of this drawing in paper form, or if issued in electronic format, lies with the recipient to check that all information has been replicated in full and is correct when compared to the original paper or electronic image.
Graphical representations of details on this drawing have been co-ordinated, but are approximations only. Please refer to Specifications and / or Details for actual sizes.

VERTICAL HEAD

FRAMELESS DOOR



REFER TO FUSION
TECHNICAL
DEPARTMENT
FOR SPECIFICATION

Drawing Title Door Frame Vert Head
- Finline D/Frame

Scale @ A4
NTS
unless stated

Drawn by
S.BM

Checked
-

Date
20/02/17

Drawing no.
DF-FLSG-VHFD

Rev.
01



Unit 6, I O Centre,
Salbrook Road Industrial Estate,
Salfords, Surrey,
RH1 5GJ
T: +44 (0)1293 220970
E: info@fusionpartitions.com

- Aluminium
- Glass
- Steel
- Gasket
- Timber
- Insulation
- Plasterboard
- Glazing Packer



Do not scale this drawing (printed or electronic versions)
This drawing is copyright
Discrepancies and/or ambiguities within this drawing, between
it and information given elsewhere, must be reported
immediately to this office for clarification before proceeding.
All works to be carried out in accordance with the latest
British Standards/Codes of Practice unless specifically
directed otherwise in the specification.
Responsibility for the reproduction of this drawing in paper
form, or if issued in electronic format, lies with the recipient
to check that all information has been replicated in full and
is correct when compared to the original paper or electronic
image.
Graphical representations of details on this drawing have
been co-ordinated, but are approximations only. Please refer
to Specifications and / or Details for actual sizes.

FRAMELESS DOOR

REFER TO FUSION
TECHNICAL DEPARTMENT
FOR SPECIFICATION

PATCH PIVOT HINGE

Do not scale this drawing (printed or electronic versions)

This drawing is copyright

Discrepancies and/or ambiguities within this drawing, between it and information given elsewhere, must be reported immediately to this office for clarification before proceeding.

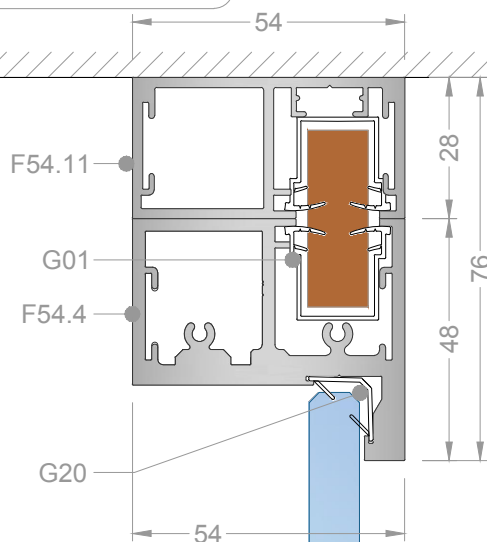
All works to be carried out in accordance with the latest British Standards/Codes of Practice unless specifically directed otherwise in the specification.

Responsibility for the reproduction of this drawing in paper form, or if issued in electronic format, lies with the recipient to check that all information has been replicated in full and is correct when compared to the original paper or electronic image.

Graphical representations of details on this drawing have been co-ordinated, but are approximations only. Please refer to Specifications and / or Details for actual sizes.

VERTICAL HEAD

FINELINE DOORFRAME



REFER TO FUSION
TECHNICAL
DEPARTMENT
FOR SPECIFICATION

Drawing Title Door Frame Vert Head
- Fineline D/Frame

Scale @ A4 NTS
unless stated

Drawn by S.BM
Checked -
Date 20/02/17

Drawing no. DF-FLSG-VHF1
Rev. 01



Unit 6, I O Centre,
Salbrook Road Industrial Estate,
Salfords, Surrey.
RH1 5GJ
T: +44 (0)1293 220970
E: info@fusionpartitions.com

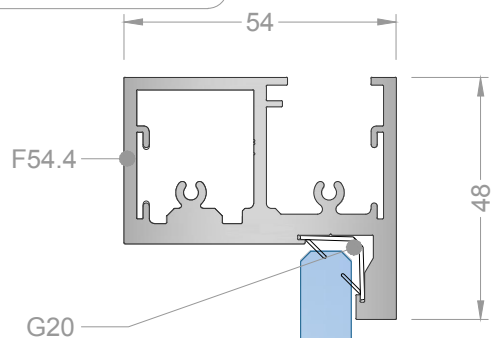
- Aluminium
- Glass
- Steel
- Gasket
- Timber
- Insulation
- Plasterboard
- Glazing Packer



Do not scale this drawing (printed or electronic versions)
This drawing is copyright
Discrepancies and/or ambiguities within this drawing, between
it and information given elsewhere, must be reported
immediately to this office for clarification before proceeding.
All works to be carried out in accordance with the latest
British Standards/Codes of Practice unless specifically
directed otherwise in the specification.
Responsibility for the reproduction of this drawing in paper
form, or if issued in electronic format, lies with the recipient
to check that all information has been replicated in full and
is correct when compared to the original paper or electronic
image.
Graphical representations of details on this drawing have
been co-ordinated, but are approximations only. Please refer
to Specifications and / or Details for actual sizes.

VERTICAL HEAD

FINELINE DOORFRAME



REFER TO FUSION
TECHNICAL
DEPARTMENT
FOR SPECIFICATION



Drawing Title Door Frame Vert Head
- Fineline D/Frame

Scale @ A4
NTS
unless stated

Drawn by
S.BM

Checked
-

Date
20/02/17

Rev.
01

Drawing no.
DF-FLSG-VHF2

FusionPartitions

Unit 6, I O Centre,
Salbrook Road Industrial Estate,
Salfords, Surrey,
RH1 5GJ

T: +44 (0)1293 220970
E: info@fusionpartitions.com

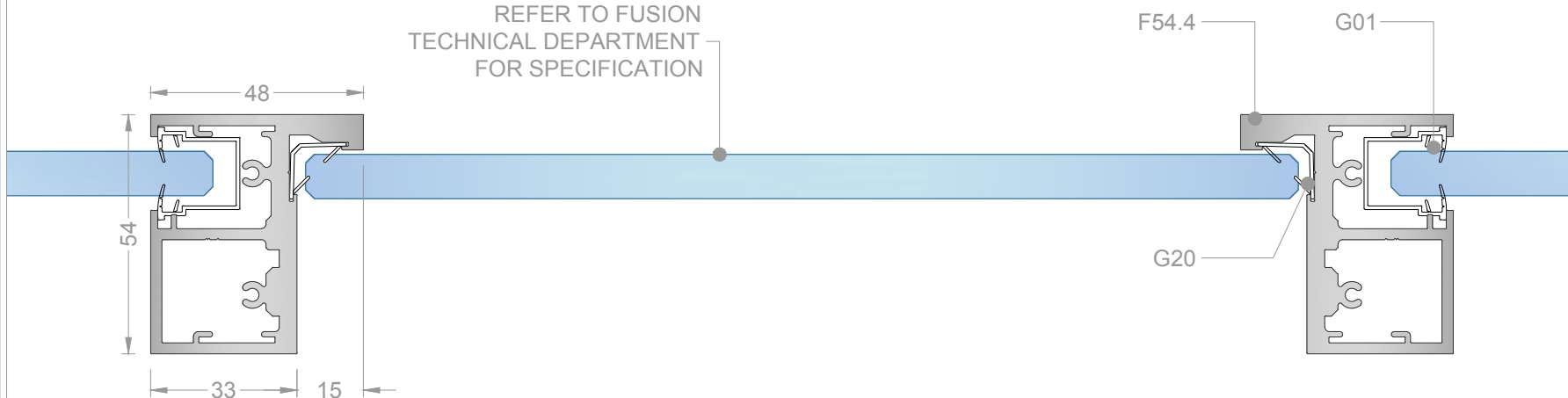
Aluminium
Glass
Steel
Gasket
Timber
Insulation
Plasterboard
Glazing Packer



Do not scale this drawing (printed or electronic versions)
This drawing is copyright
Discrepancies and/or ambiguities within this drawing, between
it and information given elsewhere, must be reported
immediately to this office for clarification before proceeding.
All works to be carried out in accordance with the latest
British Standards/Codes of Practice unless specifically
directed otherwise in the specification.
Responsibility for the reproduction of this drawing in paper
form, or if issued in electronic format, lies with the recipient
to check that all information has been replicated in full and
is correct when compared to the original paper or electronic
image.
Graphical representations of details on this drawing have
been co-ordinated, but are approximations only. Please refer to
Specifications and / or Details for actual sizes.

FINELINE DOORFRAME

REFER TO FUSION
TECHNICAL DEPARTMENT
FOR SPECIFICATION



Do not scale this drawing (printed or electronic versions)

This drawing is copyright

Discrepancies and/or ambiguities within this drawing, between it and information given elsewhere, must be reported immediately to this office for clarification before proceeding.

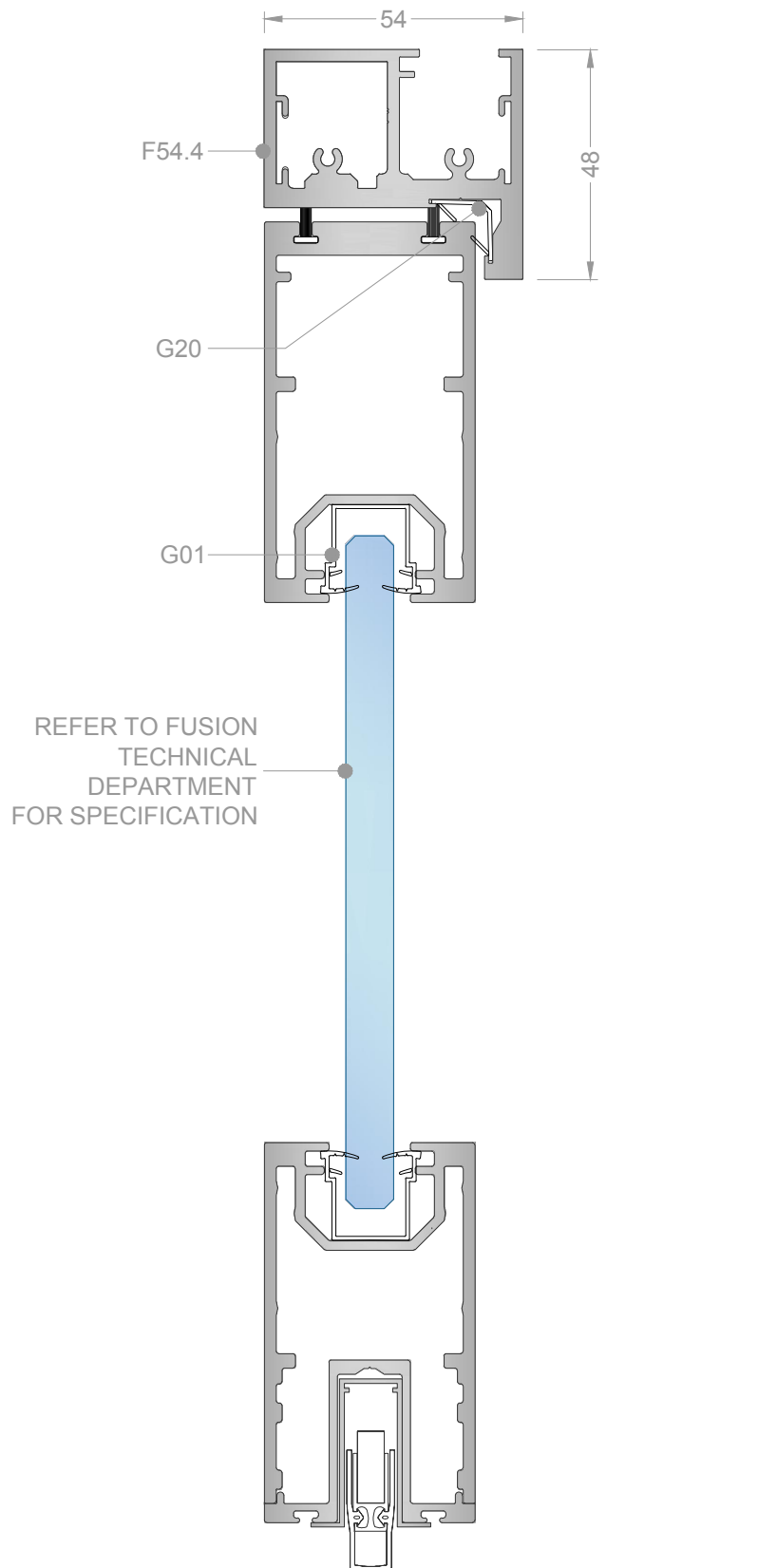
All works to be carried out in accordance with the latest British Standards/Code of Practice unless specifically directed otherwise in the specification.

Responsibility for the reproduction of this drawing in paper form, or if issued in electronic format, lies with the recipient to check that all information has been replicated in full and is correct when compared to the original paper or electronic image.

Graphical representations of details on this drawing have been co-ordinated, but are approximations only. Please refer to Specifications and details for actual sizes.

VERTICAL HEAD

SINGLE GLAZED DOOR



Drawing Title Door Frame Vert Head
- Comtempo Sgl Glazed Door

Scale @ A4 Drawn by NTS S.BM Checked - Date 20/02/17

Drawing no. DF-FLSG-VHCNS Rev. 01



FusionPartitions
Unit 6, I O Centre,
Salbrook Road Industrial Estate,
Salfords, Surrey,
RH1 5GJ
T: +44 (0)1293 220970
E: info@fusionpartitions.com

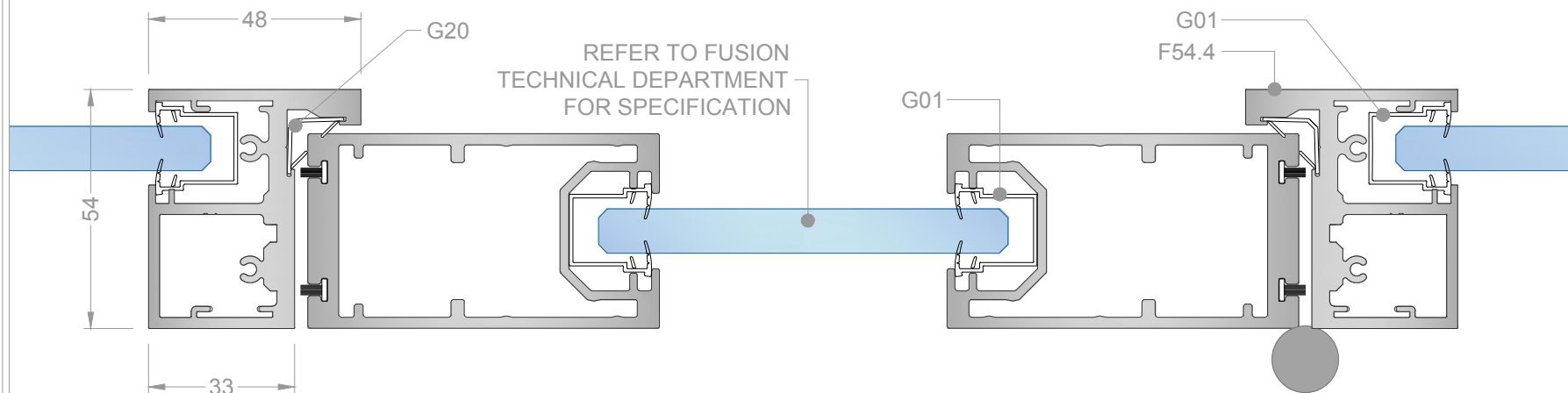
- Aluminium
- Glass
- Steel
- Gasket
- Timber
- Insulation
- Plasterboard
- Glazing Packer



Do not scale this drawing (printed or electronic versions)
This drawing is copyright
Discrepancies and/or ambiguities within this drawing, between
it and information given elsewhere, must be reported
immediately to this office for clarification before proceeding.
All works to be carried out in accordance with the latest
British Standards/Codes of Practice unless specifically
directed otherwise in the specification.
Responsibility for the reproduction of this drawing in paper
form, or if issued in electronic format, lies with the recipient
to check that all information has been replicated in full and
is correct when compared to the original paper or electronic
image.
Graphical representations of details on this drawing have
been co-ordinated, but are approximations only. Please refer
to Specifications and / or Details for actual sizes.

HORIZONTAL JAMB

SINGLE GLAZED DOOR



Drawing Title: Door Frame Horz Jamb
- Contempo Sgl Glazed Door

Scale @ A4
NTS
unless stated

Drawn by
S.BM

Checked
-

Date
20/02/17

Drawing no.
DF-FLSG-HJCNS

Rev.
01

FusionPartitions
Unit 6, I O Centre,
Salbrook Road Industrial Estate,
Saltdon, Surrey,
RH1 5GJ
T: +44 (0)1293 220970
E: info@fusionpartitions.com

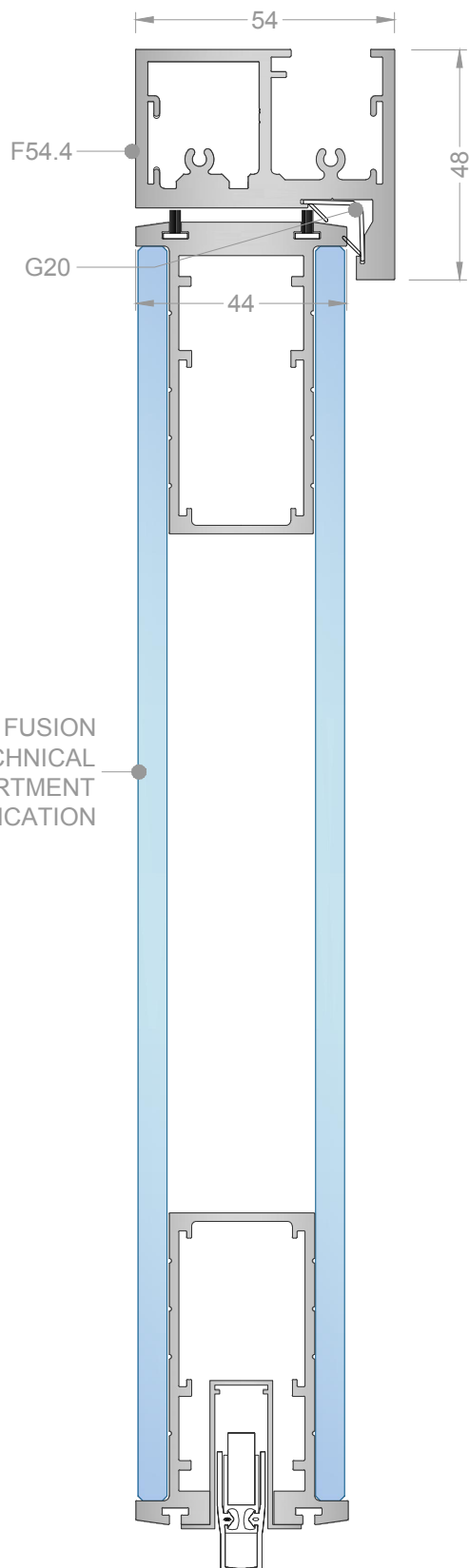
- Aluminium
- Glass
- Steel
- Gasket
- Timber
- Insulation
- Plasterboard
- Glazing Packer



Do not scale this drawing (printed or electronic versions)
This drawing is copyright
Discrepancies and/or ambiguities within this drawing, between
it and information given elsewhere, must be reported
immediately to this office for clarification before proceeding.
All works to be carried out in accordance with the latest
British Standards/Codes of Practice unless specifically
directed otherwise in the specification.
Responsibility for the reproduction of this drawing in paper
form, or if issued in electronic format, lies with the recipient
to check that all information has been replicated in full and
is correct when compared to the original paper or electronic
image.
Graphical representations of details on this drawing have
been co-ordinated, but are approximations only. Please refer
to Specifications and / or Details for actual sizes.

VERTICAL HEAD

DOUBLE GLAZED DOOR 44mm



REFER TO FUSION
TECHNICAL
DEPARTMENT
FOR SPECIFICATION

Drawing Title Door Frame Vert Head
- Comtempo Dbl Glazed Door

Scale @ A4 Drawn by NTS S.BM
checked - Date 20/02/17

Drawing no. DF-FLSG-VHCND4
Rev. 01



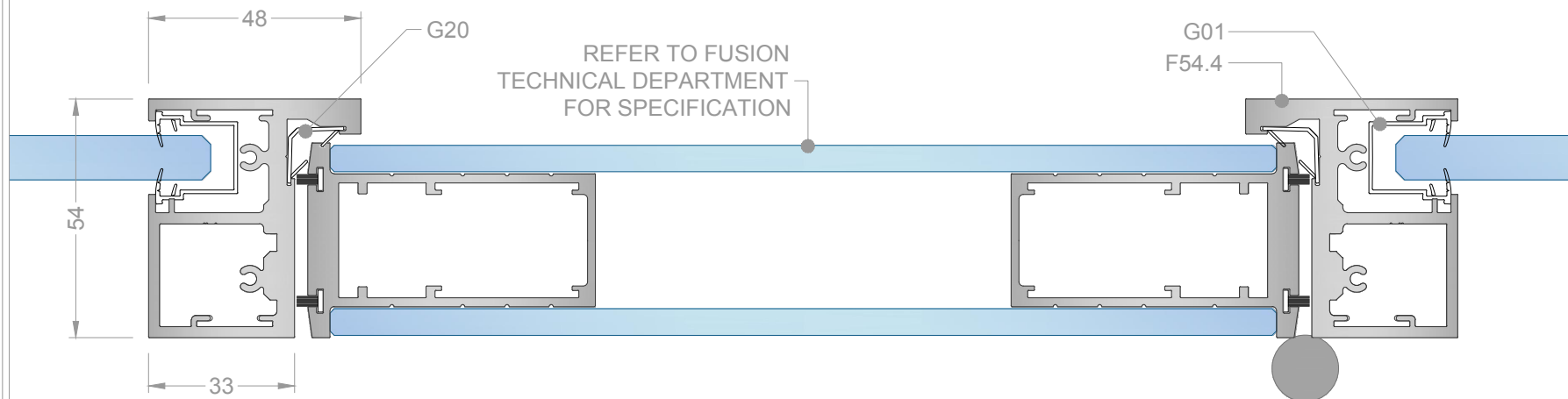
Unit 6, I O Centre,
Salbrook Road Industrial Estate,
Salisbury, Wiltshire, Wiltshire, Wiltshire
RH1 5GJ
T: +44 (0)1293 220970
E: info@fusionpartitions.com

- Aluminium
- Glass
- Steel
- Gasket
- Timber
- Insulation
- Plasterboard
- Glazing Packer



Do not scale this drawing (printed or electronic versions)
This drawing is copyright
Discrepancies and/or ambiguities within this drawing, between
it and information given elsewhere, must be reported
immediately to this office for clarification before proceeding.
All works to be carried out in accordance with the latest
British Standards/Codes of Practice unless specifically
directed otherwise in the specification.
Responsibility for the reproduction of this drawing in paper
form, or if issued in electronic format, lies with the recipient
to check that all information has been replicated in full and
is correct when compared to the original paper or electronic
image.
Graphical representations of details on this drawing have
been co-ordinated, but are approximations only. Please refer
to Specifications and / or Details for actual sizes.

DOUBLE GLAZED DOOR 44mm



Do not scale this drawing (printed or electronic versions)

This drawing is copyright

Discrepancies and/or ambiguities within this drawing, between it and information given elsewhere, must be reported immediately to this office for clarification before proceeding.

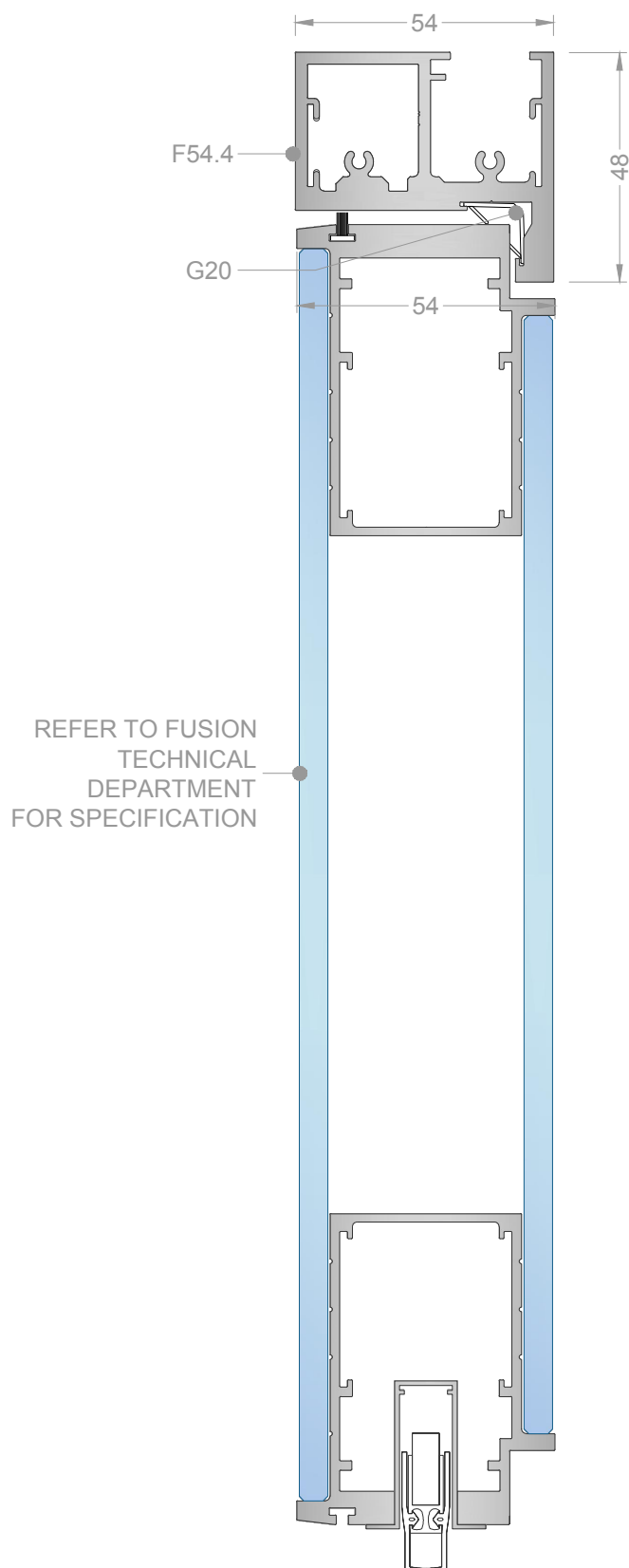
All works to be carried out in accordance with the latest British Standards/Code of Practice unless specifically directed otherwise in the specification.

Responsibility for the reproduction of this drawing in paper form, or if issued in electronic format, lies with the recipient to check that all information has been replicated in full and is correct when compared to the original paper or electronic image.

Graphical representations of details on this drawing have been co-ordinated, but are approximations only. Please refer to Specifications and details for actual sizes.

VERTICAL HEAD

DOUBLE GLAZED DOOR 54mm



REFER TO FUSION
TECHNICAL
DEPARTMENT
FOR SPECIFICATION

Drawing Title Door Frame Vert Head
- Comtempo Dbl Glazed Door

Scale @ A4 Drawn by NTS S.BM
checked - Date 20/02/17

Drawing no. DF-FLSG-VHCND5
Rev. 01



FusionPartitions
Unit 6, I O Centre,
Salbrook Road Industrial Estate,
Salfords, Surrey,
RH1 5GJ
T: +44 (0)1293 220970
E: info@fusionpartitions.com

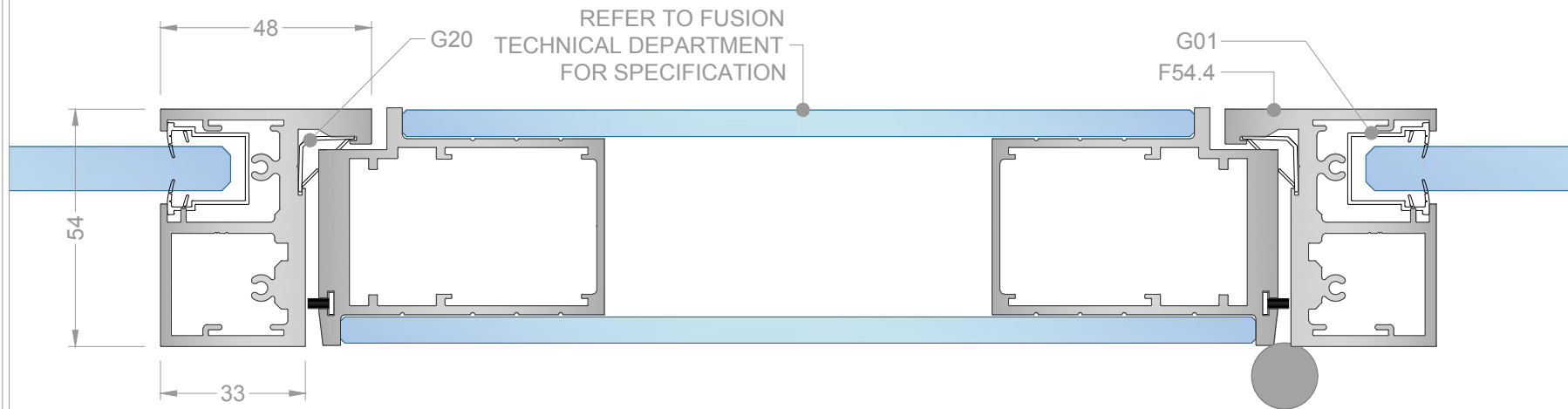
- Aluminium
- Glass
- Steel
- Gasket
- Timber
- Insulation
- Plasterboard
- Glazing Packer



Do not scale this drawing (printed or electronic versions)
This drawing is copyright
Discrepancies and/or ambiguities within this drawing, between
it and information given elsewhere, must be reported
immediately to this office for clarification before proceeding.
All works to be carried out in accordance with the latest
British Standards/Codes of Practice unless specifically
directed otherwise in the specification.
Responsibility for the reproduction of this drawing in paper
form, or if issued in electronic format, lies with the recipient
to check that all information has been replicated in full and
is correct when compared to the original paper or electronic
image.
Graphical representations of details on this drawing have
been co-ordinated, but are approximations only. Please refer
to Specifications and / or Details for actual sizes.

HORIZONTAL JAMB

DOUBLE GLAZED DOOR 54mm



Drawing Title: Door Frame Horz Jamb
- Contempo Dbl Glazed Door

Scale @ A4
NTS
unless stated

Drawn by
S.BM

Checked
-

Date
20/02/17

Drawing no.
DF-FLSG-HJCND5

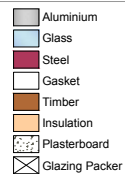
Rev.
01

FusionPartitions
Unit 6, I O Centre,
Salbrook Road Industrial Estate,
Salfords, Surrey,
RH1 5GJ
T: +44 (0)1293 220970
E: info@fusionpartitions.com

Aluminium
Glass
Steel
Gasket
Timber
Insulation
Plasterboard
Glazing Packer

ISO 9001:2008
IFC
UKAS
9001
2008
FIS
ACCREDITED MEMBER

Do not scale this drawing (printed or electronic versions)
This drawing is copyright
Discrepancies and/or ambiguities within this drawing, between it and information given elsewhere, must be reported immediately to this office for clarification before proceeding.
All works to be carried out in accordance with the latest British Standards/Codes of Practice unless specifically directed otherwise in the specification.
Responsibility for the reproduction of this drawing in paper form, or if issued in electronic format, lies with the recipient to check that all information has been replicated in full and is correct when compared to the original paper or electronic image.
Graphical representations of details on this drawing have been co-ordinated, but are approximations only. Please refer to Specifications and / or Details for actual sizes.



Do not scale this drawing (printed or electronic versions)

This drawing is copyright

Discrepancies and/or ambiguities within this drawing, between it and information given elsewhere, must be reported immediately to this office for clarification before proceeding.

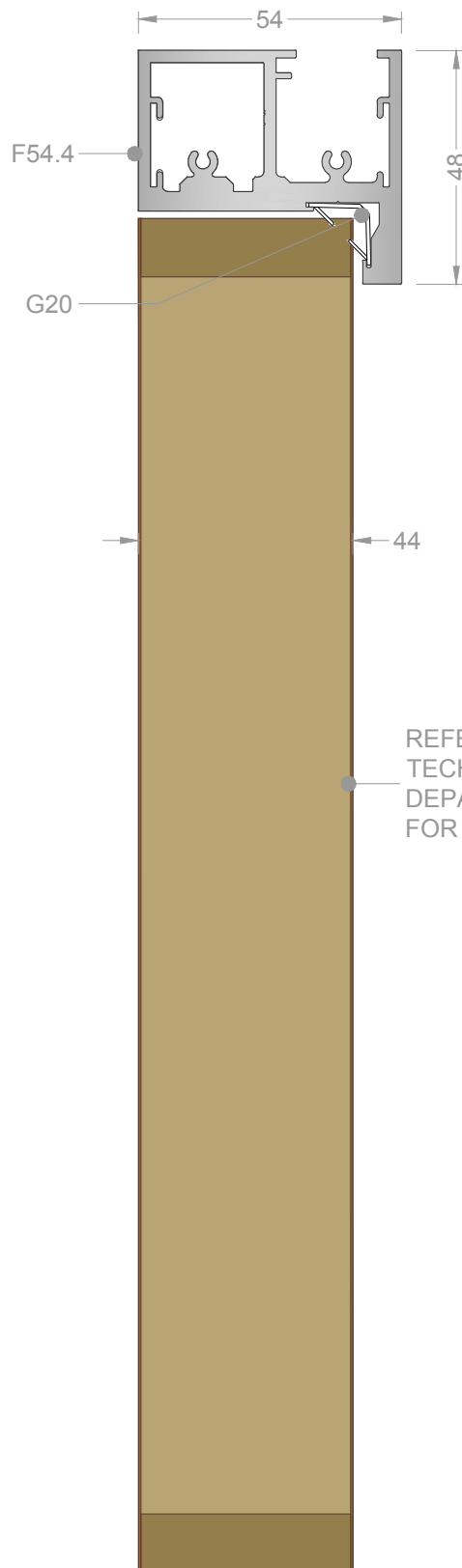
All works to be carried out in accordance with the latest British Standards/Code of Practice unless specifically directed otherwise in the specification.

Responsibility for the reproduction of this drawing in paper form, or if issued in electronic format, lies with the recipient to check that all information has been replicated in full and is correct when compared to the original paper or electronic image.

Graphical representations of details on this drawing have been co-ordinated, but are approximations only. Please refer to Specifications and details for actual sizes.

VERTICAL HEAD

FINELINE DOORFRAME



REFER TO FUSION
TECHNICAL
DEPARTMENT
FOR SPECIFICATION

Drawing Title Fineline Door Frame
Vertical Head - Timber Door

Scale @ A4 Drawn by S.BM
NTS
unless stated

Drawing no. DF-FLSG-VHTD
Rev. 01

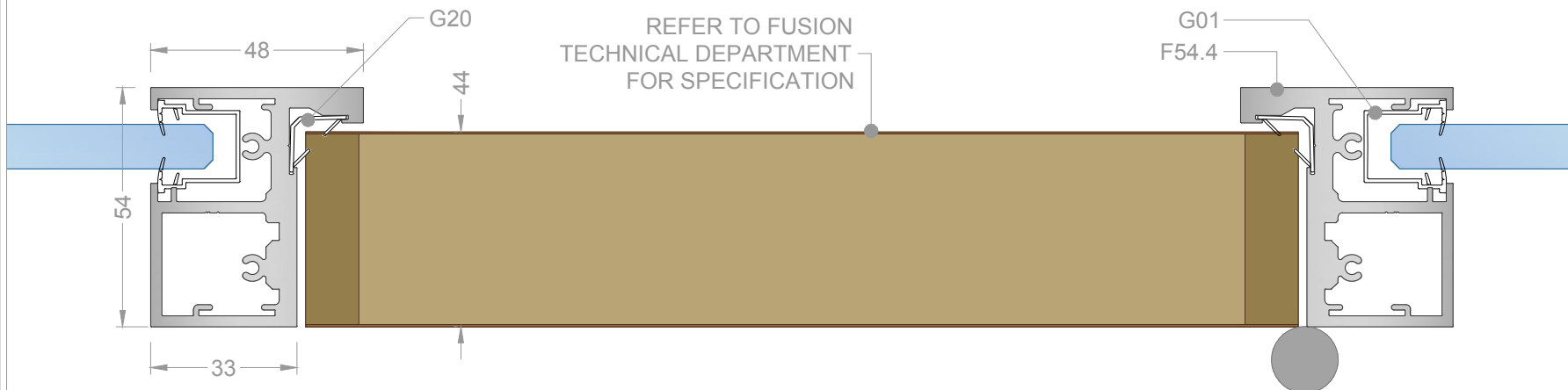


Unit 6, I O Centre,
Salbrook Road Industrial Estate,
Salfords, Surrey,
RH1 5GJ
T: +44 (0)1293 220970
E: info@fusionpartitions.com



Do not scale this drawing (printed or electronic versions)
This drawing is copyright
Discrepancies and/or ambiguities within this drawing, between
it and information given elsewhere, must be reported
immediately to this office for clarification before proceeding.
All works to be carried out in accordance with the latest
British Standards/Codes of Practice unless specifically
directed otherwise in the specification.
Responsibility for the reproduction of this drawing in paper
form, or if issued in electronic format, lies with the recipient
to check that all information has been replicated in full and
is correct when compared to the original paper or electronic
image.
Graphical representations of details on this drawing have
been 2D-represented, but are approximations only. Please refer
to Specifications and / or Details for actual sizes.

FINELINE DOORFRAME




| | |
|--------------|------|
| Drawing no. | Rev. |
| DF-FLSG-HJTD | 01 |



FusionPartitions

Unit 6, I O Centre,
Salbrook Road Industrial Estate,
Salfords, Surrey.
RH1 5GJ

04 (0)1293 220970
info@fusionpartitions.com

-  Aluminium
-  Glass
-  Steel
-  Gasket
-  Timber
-  Insulation
-  Plasterboard
-  Glazing Packer



Do not scale this drawing (printed or electronic versions)

This drawing is copyright

Discrepancies and/or ambiguities within this drawing, between it and information given elsewhere, must be reported immediately to this office for clarification before proceeding.

All works to be carried out in accordance with the latest British Standards/Codes of Practice unless specifically directed otherwise in the specification.

Responsibility for the reproduction of this drawing in paper form, or if issued in electronic format, lies with the recipient to check that all information has been replicated in full and is correct when compared to the original paper or electronic image.

Graphical representations of details on this drawing have been co-ordinated, but are approximations only. Please refer to Specifications and / or Details for actual sizes.